


PROTECTING YOUR HOME AGAINST CROSS-CONNECTIONS



Without proper protection devices, something as useful as your garden hose has the potential to poison your home's water supply. In fact, over half of the nation's cross-connections involve unprotected garden hoses.

What is a "cross-connection?"

A cross-connection is a permanent or temporary piping arrangement which can allow your drinking water to be contaminated if a backflow condition occurs.

What is "backflow"?

It's just what it sounds like: the water is flowing in the opposite direction from its normal flow. With the direction of flow reversed, due to a change in pressures, backflow can allow contaminants to enter our drinking water system through cross-connections.

A potentially hazardous cross-connection occurs every time someone uses a garden hose sprayer to apply insecticides or herbicides to their lawn. Another cross-connection occurs when someone uses their garden hose to clear a stoppage in their sewer line.

Without a backflow prevention device between your hose and hose bibb (spigot or outside faucet), the contents of the hose and anything it is connected to can backflow into the piping system and contaminate your drinking water.

This hazardous situation sometimes can affect more than a single home. In 1977, an entire town in North Dakota had to be rationed drinking water from National Guard water trucks while the town's water distribution system was flushed and disinfected following contamination by DDT. Investigation determined that two

residents spraying DDT had made direct cross-connections to their homes. A backflow condition had occurred, sucking the DDT through the home piping systems and out into the town's water distribution system.

Backflows due to cross-connections are serious plumbing problems. They can cause sickness and even death. However, they can be avoided by the use of proper protection devices. Each spigot at your home should have a hose-bibb vacuum breaker installed. This is a simple, inexpensive device which can be purchased at any plumbing or hardware store. Installation is as easy as attaching your garden hose to a spigot.



What Can You Do To Protect Your Water Supply From Contamination ?

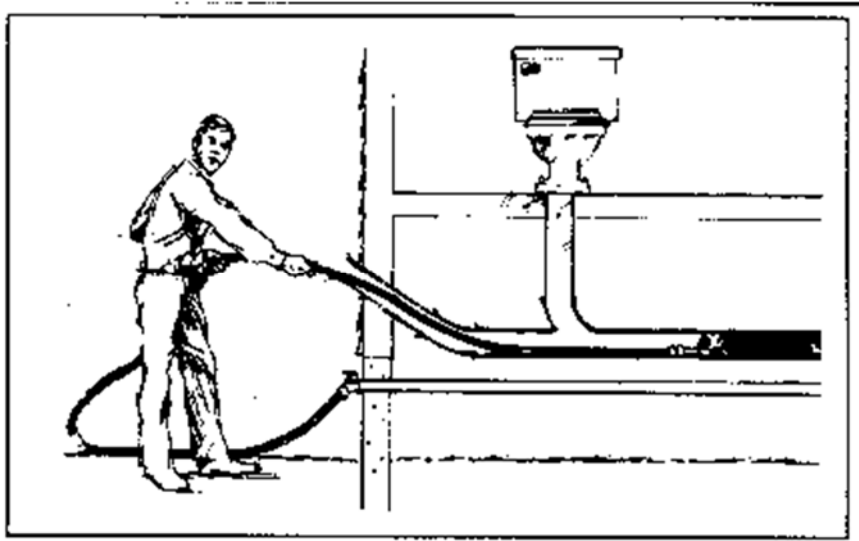


Be involved in keeping your water safe from contamination. Every home has potential hazards that threaten to contaminate your drinking water. The most common way contaminants enter the drinking water system is through cross connections in our piping systems. Backflow from a cross connection can occur

when the pressure in the water main drops below the line pressure in your home causing a "soda straw"

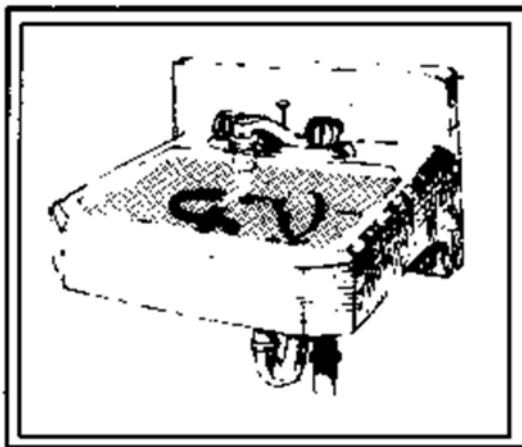
effect called backsiphonage.

This effect can draw water from garden hoses, wash basins, boilers, lawn sprinklers, swimming pools, etc., into your home's water supply. You may not even be aware that the water in your home has been contaminated or that someone has been made ill from drinking the water. Backflow contamination can result in illness or even death.



It is easy to protect your water supply from these hazards. Be aware of potential hazards and install appropriate backflow preventers at water outlets.

REMEMBER THESE TWO SIMPLE RULES



Never submerge a free running hose in water and never leave a hose submerged in standing water without "proper" backsiphonage protection.



Never use a hose to spray toxic chemicals without "proper" backsiphonage protection.

Protect your family and neighbors from these potential hazards by protecting your water supply from backflow contamination.

For more information on how you can protect your home from cross connection contamination, contact your local water purveyor.

QUESTION: *What is a cross-connection?*

ANSWER: A cross-connection is any temporary or permanent connection between a public water system or consumer's potable (i.e., drinking) water system and any source or system containing nonpotable water or other substances. An example is the piping between a public water system or consumer's potable water system and an auxiliary water system, cooling system, or irrigation system

QUESTION: *What is backflow?*

ANSWER: Backflow is the undesirable reversal of flow of nonpotable water or other substances through a cross-connection and into the piping of a public water system or consumer's potable water system. There are two types of backflow... backpressure backflow and backsiphonage.

QUESTION: *What is backpressure backflow?*

ANSWER: Backpressure backflow is backflow caused by a downstream pressure that is greater than the upstream or supply pressure in a public water system or consumer's potable water system. Backpressure (i.e., downstream pressure that is greater than the potable water supply pressure) can result from an increase in downstream pressure, a reduction in the potable water supply pressure, or a combination of both. Increases in downstream pressure can be created by pumps, temperature increases in boilers, etc.

Reductions in potable water supply pressure occur whenever the amount of water being used exceeds the amount of water being supplied, such as during water line flushing, fire fighting, or breaks in water mains.

QUESTION: *What is backsiphonage?*

ANSWER: Backsiphonage is backflow caused by a negative pressure (i.e., a vacuum ~ or partial vacuum) in a Public water system or consumer's potable water system. The effect is similar to drinking water through a straw. Backsiphonage can occur when there is a stoppage of water supply due to nearby fire fighting, a break in a water main, etc.

QUESTION: *Why do water suppliers need to control cross-connections and protect their public water systems against backflow?*

ANSWER: Backflow into a public water system can pollute or contaminate the water in that system (i.e., backflow into a public water system can make the water in that system unusable or unsafe to drink), and each water supplier has a responsibility to provide water that is usable and safe to drink under all foreseeable circumstances. Furthermore, consumers generally have absolute faith that water delivered to them through a public water system is always safe to drink. For these reasons, each water supplier must take reasonable precautions to protect its public water system against backflow.

QUESTION: *What should water suppliers do to control cross-connections and protect their public water systems against backflow?*

ANSWER: Water suppliers usually do not have the authority or capability to repeatedly inspect every consumer's premises for cross-connections and backflow protection. Alternatively, each water supplier should ensure that a proper backflow preventer is installed and maintained at the water service connection to each system or premises that poses a significant hazard to the public water system. Generally, this would include the water service connection to each dedicated fire protection system or irrigation piping system and the water service connection to each of the following types of premises: (I) premises with an auxiliary or reclaimed water system; (2) industrial, medical, laboratory, marine or other facilities where objectionable substances are handled in a way that could cause pollution or contamination of the public water system; (3) premises exempt from the State Plumbing Code and premises where an internal backflow preventer required under the State Plumbing Code is not properly installed or maintained; (4) classified or restricted facilities; and (S) tall buildings. Each water supplier should also ensure that a proper backflow preventer is

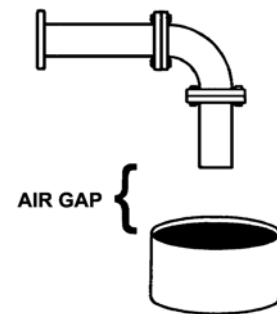
installed and maintained at each water loading station owned or operated by the water supplier.

QUESTION: *What is a backflow preventer?*

ANSWER: A backflow preventer is a means or mechanism to prevent backflow. The basic **means** of preventing backflow is an air gap, which either eliminates a cross-connection or provides a barrier to backflow. The basic **mechanism** for preventing backflow is a mechanical backflow preventer, which provides a physical barrier to backflow. The principal types of mechanical backflow preventer are the reduced-pressure principle assembly, the pressure vacuum breaker assembly, and the double check valve assembly. A secondary type of mechanical backflow preventer is the residential dual check valve.

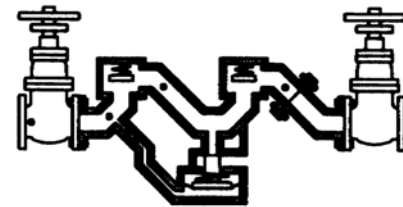
QUESTION: *What is an air gap?*

ANSWER: An air gap is a vertical, physical separation between the end of a water supply outlet and the flood-level rim of a receiving vessel. This separation must be at least twice the diameter of the water supply outlet and never less than one inch. An air gap is considered the maximum protection available against backpressure backflow or backsiphonage but is not always practical and can easily be bypassed.



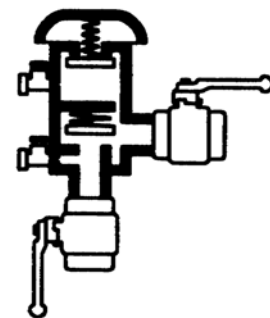
QUESTION: *What is a reduced principle assembly (RP)?*

ANSWER: An RP is a mechanical backflow preventer that consists of two independently acting, spring-loaded check valves with a hydraulically operating, mechanically independent, spring-loaded pressure differential relief valve between the check valves and below the first check valve. It includes shutoff valves at each end of the assembly and is equipped with test cocks. An RP is effective against backpressure backflow and backsiphonage and may be used to isolate health or nonhealth hazards.



QUESTION: *What is a pressure vacuum breaker assembly (PVB)?*

ANSWER: A PVB is a mechanical backflow preventer that consists of an independently acting, spring-loaded check valve and an independently acting, spring-loaded, air inlet valve on the discharge side of the check valve. It includes shutoff valves at each end of the assembly and is equipped with test cocks. A PVB may be used to isolate health or nonhealth hazards but is effective against backsiphonage only.



QUESTION: *What is a double check valve assembly (DC)?*

ANSWER: A DC is a mechanical backflow preventer that consists of two independently acting, spring-loaded check valves. It includes shutoff valves at each end of the assembly and is equipped with test cocks. A DC is effective against backpressure backflow and backsiphonage but should be used to isolate only nonhealth hazards.



QUESTION: *What is a residential dual check valve (rdc)?*

ANSWER: A rdc is similar to a DC in that it is a mechanical backflow preventer consisting of two independently acting, spring-loaded check valves. However, it usually does not include shutoff valves, may or may not be equipped with test cocks or ports, and is generally less reliable than a DC. A rdc is effective against backpressure backflow and backsiphonage but should be used to isolate only nonhealth hazards and is intended for use only in water service connections to single-family homes.

QUESTION: *Why do backflow preventers have to be tested periodically?*

ANSWER: Mechanical backflow preventers have internal seals, springs, and moving parts that are subject to fouling, wear, or fatigue. Also, mechanical backflow preventers and air gaps can be bypassed. Therefore, all backflow preventers have to be tested periodically to ensure that they are functioning properly. A visual check of air gaps is sufficient, but mechanical backflow preventers have to be tested with properly calibrated gauge equipment.